

Verkkokauppa.com Oyj – January-March 2023 Interim Report

Moderate revenue development in a tough environment

Investor presentation arranged by Danske Bank

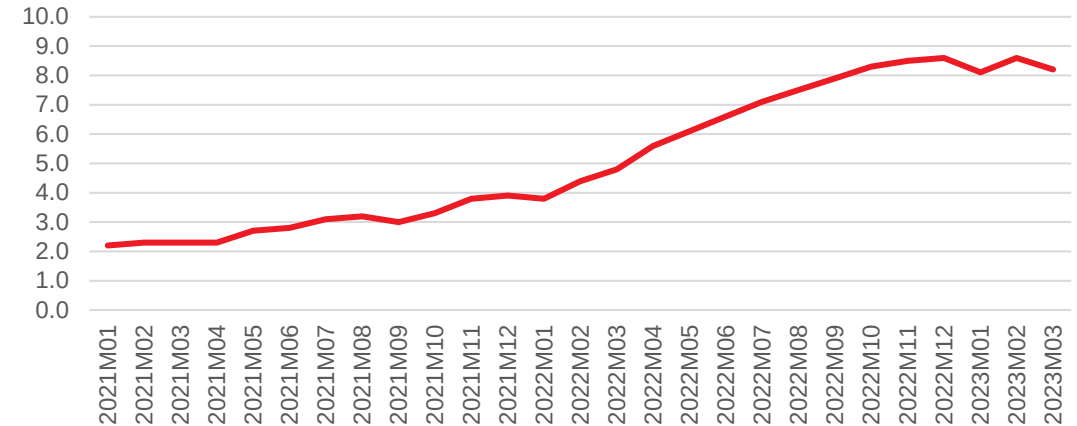
26 May 2023 | Panu Porkka, CEO | Verkkokauppa.com Oyj

Consumer confidence was very weak – slow rise in March

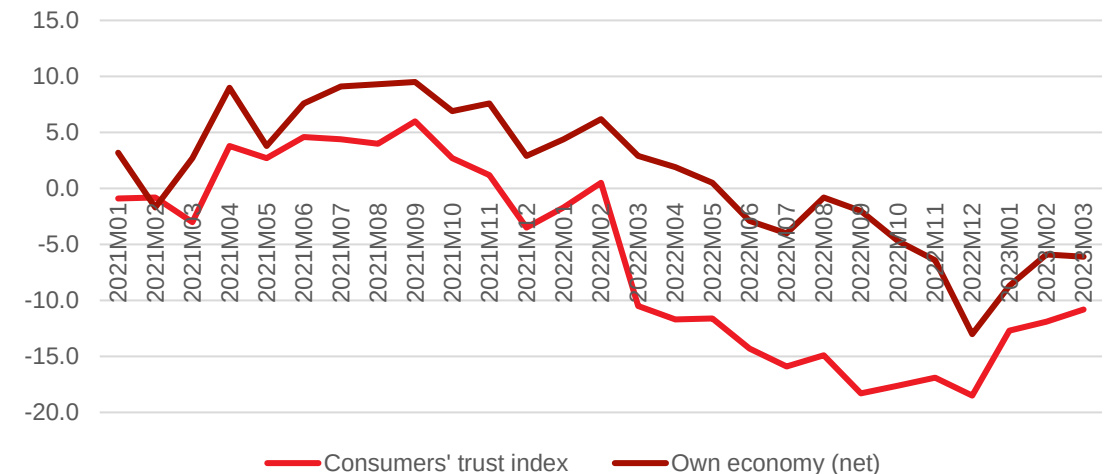
- Consumers' expectations concerning Finland's economy improved slightly and consumer trust index and sentiment upon own economy increased during Q1.
- The time was still regarded as unfavorable for buying durable goods and purchasing intentions for home electronics and both domestic appliances remained low, well below 2022 levels
- Inflation remained on a high level
- Small and mid-sized enterprise's' revenue and profit expectations sunk significantly from the end of 2022 and plans for investments were very low.
- The competitive environment in January-March was calmer compared to the end of last year and price competition was moderate

Source: Statistics Finland <https://stat.fi/en/publication/cl7q2erok3n7s0cw3gb0fykc>
Suomen Yrittäjät / PK-yrittysbarometri 1/2023 <https://www.yrittajat.fi/tutkimukset/pk-yrittysbarometri-1-2023/>

Inflation 2021-03/2023



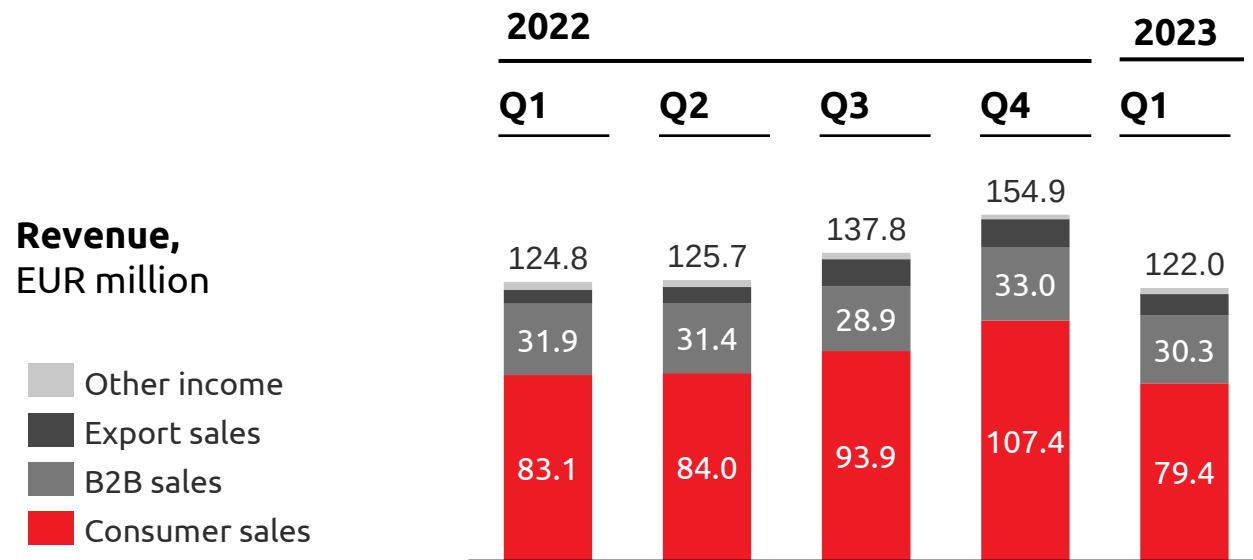
Consumers' economic outlook 2021-2023YTD



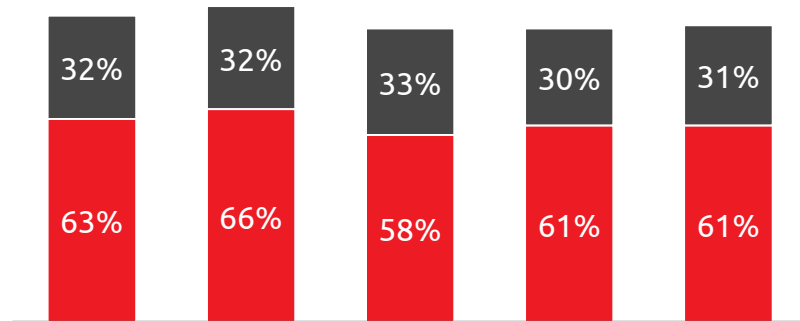
Q1 2023 performance



Demand continued at a moderate level in both consumer and B2B segments



Sales channel mix, (sales excl. Export), % of sales



Q1/2023 development

Group revenue declined by 2.2% YoY and was EUR 122.0 million (124.8)

Customer segments

- › Consumer segment declined by 4.4%
- › Corporate sales declined by 5.1%
- › Export business performed well, sales up by 49.4%, export share of total sales was 8%

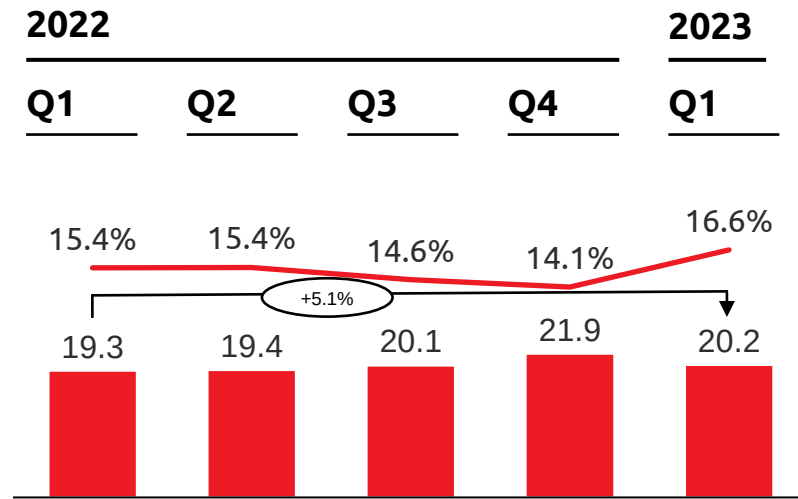
Sales channels

- › Online sales declined by 4.5%
- › Website visits declined by 11.8%



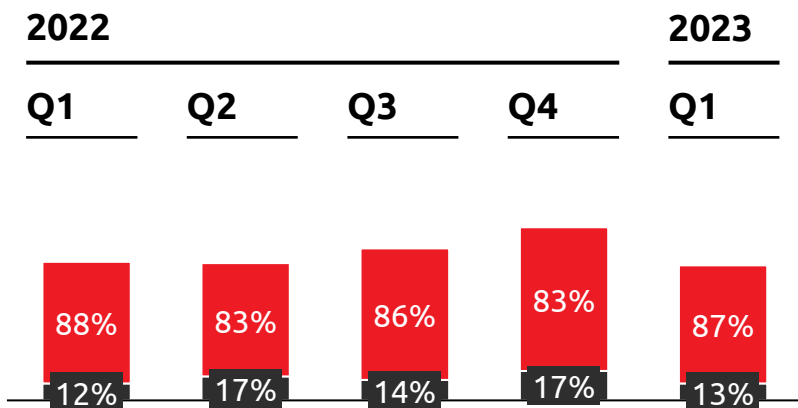
Solid gross margin driven by price and campaign optimization

Gross profit and margin, EUR million and % of revenue



Product mix, % of sales

■ Core categories
■ Evolving categories



Q1/2023 development

Gross profit was strong, increased by 5.1% YoY, and totaled EUR 20.2 million (19.3) and 16.6% of revenue (15.4%)

- › Export business performed well and profitability improved
- › Core categories sales declined by -2.7%. However, positive performance in major domestic appliances, gaming and tv
- › Sales in the evolving product categories grew by 1.9%. Well-performing categories were e.g. luggage & travel
- › Positive impact from Private Label sales during the reporting period, sales increased by +13% YoY.



Strategy execution



The company is focusing on short-term profitability program, which is proceeding as planned

Profitability improvement program: capture full potential of core business

Operational performance & cost savings

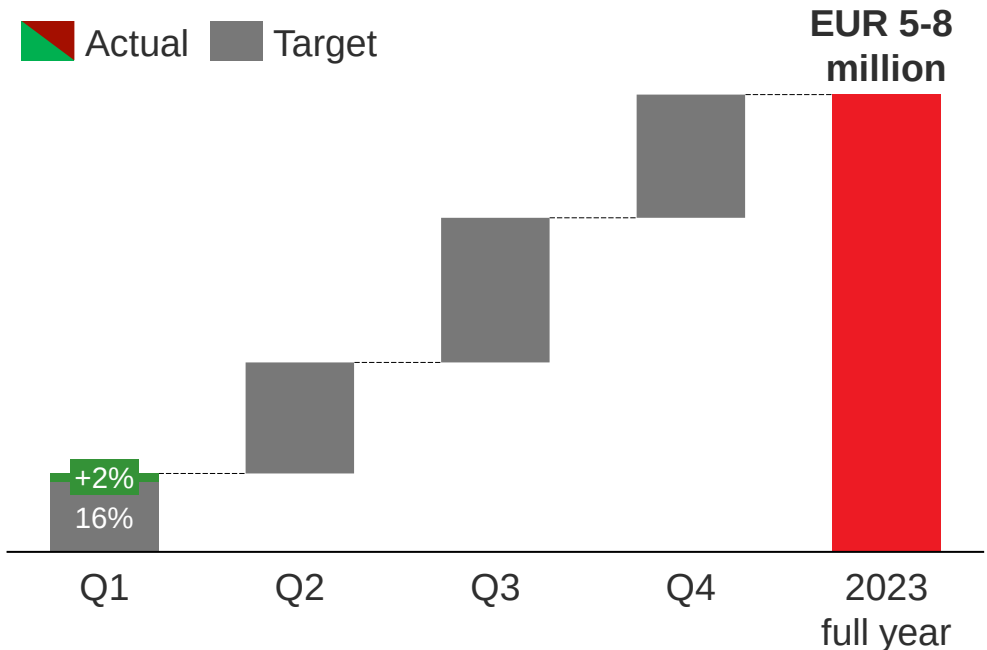
1. Lean supply chain and inventory
2. Indirect spend reduction
3. Marketing mix optimization
4. Efficiencies across business operations

Commercial excellence

4. Assortment optimization
5. Dynamic pricing
6. Efficient customer acquisition, conversion, and retention

**Profit improvement of EUR 10 million per annum,
of which EUR 5-8 million realized in 2023**

Q1: On target according to plan quarterly estimate of impact timing



>40% of the 200+ identified initiatives have already been completed; most of the impact to be realized during Q3-Q4



Q1/2023 highlights in new strategic capabilities



Assortment

- ▶ First version of dynamic pricing solution integrated
- ▶ Introduced new product line of used computers



Experience

- ▶ **Inspirational Online Experience: new online frontpage and product category pages launched**
- ▶ **One-hour express home delivery service started in Helsinki region**
- ▶ **Trade-in service for used PC's, mobile phones, tablets developed during Q1 and launched in April**



Speed & Flexibility

- ▶ Streamlined inbound processes in warehouse operations
- ▶ New last-mile partner pilots for express delivery during Q1-Q2



Trust

- ▶ Brand remained robust despite moderate marketing spend
- ▶ New marketing concepts finalized



Market outlook and guidance



Market outlook and short-term expectations

- There is uncertainty about the future outlook in relation to geopolitical conflicts in the world and the ongoing crisis in Ukraine
- Global macroeconomic factors such as inflation and financial market behavior can weaken consumer and company purchasing power and investment capability
- The company's growth prospects for the current year are considered challenging
- We estimate consumer and B2B demand to continue to be soft
- The visibility of economic development is limited, and it is difficult to predict the development of the business environment for this year

The company believes that:

- it will succeed in taking advantage of the online shift and gain market share in chosen product categories
- ongoing profitability program and investments conducted during 2022 will make the core business significantly more profitable in short and long term





Financial guidance for 2023 – *unchanged*

In 2023, Verkkokauppa.com
expects the revenue to decline
and
comparable EBIT to improve
compared to 2022.

Revenue in 2022: EUR 543.1 million
Comparable EBIT in 2022: EUR 3.5 million



Key takeaways

Key takeaways from the 1st quarter of 2023

- › Consumers' confidence in the economy has shown a slight rise but has remained low
 - › We completed the change negotiations and are carrying out structural reforms in the organization and executing our profitability program
 - › Optimizing our core business and streamlining operations and delivery flows will improve our competitiveness
- › The largest renewal of our online site is progressing well
 - › Strategic development work ongoing as planned (Trade-in, Account, Express deliveries..)
 - › We started updating our long-term strategy. We want to remain a forerunner in e-commerce and our customer orientation continues in innovation and operational development.





Thank you

Annual Reporting package for 2022 has been published

Verkkokauppa.com has published four separate reports, which together form the company's Annual reporting for 2022

1. Company brochure
2. Report of the Board of Directors and the Financial Statements
3. Statement of non-financial information
4. Corporate Governance statement including the Remuneration report

The reports are available in Finnish and English:
<https://investors.verkkokauppa.com/en/annualreporting2022>




More information



Upcoming Financial events

- Half-year financial report for January – June 2023 on 20 July 2023
- Interim report for January – September 2023 on 26 October 2023
- Financial statements bulleting for the year 2023 on 8 February 2024



Investor Relations contacts

Marja Mäkinen

Head of Investor Relations &
Corporate Communications

marja.makinen@verkkokauppa.com

+358 40 671 2999

Mikko Forsell, CFO

mikko.forsell@verkkokauppa.com

Panu Porkka, CEO

panu.porkka@verkkokauppa.com

investors@verkkokauppa.com



Links

Visit our Investors website

www.verkinvest.com

Join the mailing list for Company

releases www.joinverk.com



<https://twitter.com/verkkokauppa.com>



<https://www.facebook.com/verkkokauppa.com/>



<https://www.instagram.com/verkkokauppa.com/>



This document is not an invitation to subscribe for or purchase any securities or make any investment decisions in respect of the Company or its securities.

This document is not for publication or distribution, directly or indirectly, in or into Australia, Canada, the Hong Kong special administrative region of the People's Republic of China, Japan, New Zealand, South Africa, Singapore or the United States, or any other jurisdiction in which the distribution or release would be unlawful.

The inclusion of financial information in this presentation should not be regarded as a representation or warranty by the Company, or any of its affiliates, advisors or representatives or any other person as to the accuracy or completeness of such information's portrayal of the financial condition or results of operations of the Group.

This document includes "forward-looking statements" that involve risks, uncertainties and other factors, many of which are outside of the Company's control and could cause actual results to differ materially from the results discussed in the forward-looking statements. Forward-looking statements include statements concerning the Company's plans, objectives, goals, future events, performance and/or other information that is not historical information. The Company undertakes no obligation to publicly update or revise forward-looking statements to reflect subsequent events or circumstances after the date made, except as required by law.

The market and industry data and forecasts included in this presentation were obtained from internal surveys, estimates, experts and studies, where appropriate, as well as external market research, publicly available information and industry publications. The Company and its affiliates, directors, officers, advisors and employees have not independently verified the accuracy of any such market and industry data and forecasts and make no representations or warranties in relation thereto. Such data and forecasts are included herein for information purposes only.



Appendix



Quarterly Key figures

	2023	2022				
	Q1	Q1	Q2	Q3	Q4	Q1-Q4 2022
Revenue, eur million	122.0	124.8	125.7	137.8	154.9	543.1
Gross profit, eur million	20.2	19.3	19.4	20.1	21.9	80.6
Gross margin-%	16.6%	15.4%	15.4%	14.6%	14.1%	14.8%
EBITDA, eur million	1.6	2.0	0.5	3.2	2.2	7.8
EBITDA-%	1.3%	1.6%	0.4%	2.3%	1.4%	1.4%
Operating profit, eur million	0.0	0.7	-0.9	1.7	0.8	2.3
Operating profit-%	0.0%	0.5%	-0.7%	1.3%	0.5%	0.4%
Comparable operating profit, eur million	1.4	0.9	-0.2	2.1	0.8	3.5
Comparable operating profit-%	1.1%	0.7%	-0.2%	1.5%	0.5%	0.6%
Profit for the period, eur million	-0.4	0.2	-1.1	0.7	0.5	0.3
Interest-bearing net debt, eur million	25.6	18.2	28.6	29.8	19.7	19.7
Investments, eur million	1.0	1.4	4.3	1.0	2.6	9.3
Equity ratio, %	15.8%	20.2%	18.2%	16.3%	15.8%	15.8%
Gearing, %	98.2%	54.7%	92.4%	103.2%	74.6%	74.6%
Personnel at the end of period*	720	753	815	761	838	838
Basic earnings per share, euros	-0.01	0.00	-0.02	0.00	0.01	0.01
Diluted earnings per share, euros	-0.01	0.00	-0.02	0.00	0.01	0.01
Number of issued shares, 1,000 pcs	45,355	45,065	45,355	45,355	45,355	45,355
Number of treasury shares, 1,000 pcs	258	298	290	282	271	271
Weighted average number of shares outstanding, 1,000 pcs	45,096	44,747	45,047	45,073	45,083	45,083



Verkkokauppa
TODENNÄKÖISESTI AINA HALVEMPI ***.com***